



18" Chair  
SOZU418  
List: \$187



15" Chair SOZU415 List: \$167  
13" Chair SOZU413 List: \$167  
10" Chair SOZU410 List: \$162

## Zuma® Series

Combines ergonomic support, and environmentally responsible construction. Fun, attractive styling.



18" Chair  
SON918  
List: \$126



16" Chair SON916 List: \$120  
14" Chair SON914 List: \$110  
12" Chair SON912 List: \$110

## Metaphor Series

Provides a gentle lumbar support, relieved seat area and waterfall front edge for comfort. Concealed six-rivet seat attachment that is slip resistant. Stacks 12 high in a truly vertical stack.



18" Chair  
SO2018  
List: \$87



16" Chair SO2016 List: \$82  
14" Chair SO2014 List: \$73  
12" Chair SO2012 List: \$73

## 2000 Series

Combines the strength of heavy-gauge tubular steel legs with a smooth polypropylene shell and a comfortably contoured waterfall seat front.



## I.Q.® Sled Base


Tubular steel frame supports entire plastic shell. Provides a contoured backrest with lumbar support, concave seat and waterfall front that is easy on the legs.

17½" Chair, Sled Base  
SO264617  
List: \$220


\*Also available in a 4-legged version.

## Special Order - Colors & Frame Finishes Available:

### Zuma, I.Q., Metaphor and 2000 Series - Soft Plastic Seat Colors:



### 3000 Series - Hard Plastic Seat Colors:



### Frame Finishes:



ZUMA, Metaphor, 2000 & 3000 Series available in Chrome, Silver Mist and Char black. I.Q. Series available in Chrome.



18" Chair  
SO3018  
List: \$170



16" Chair SO3016 List: \$166  
14" Chair SO3014 List: \$155  
12" Chair SO3012 List: \$155

## 3000 Series Hard Plastic Seating

Heavy-gauge tubular steel frames and hard plastic seats. Extra-tough seating solutions

All items on this page available by Special Order.

Many other sizes, configurations and finishes are available. Contact your sales representative for details.



### Classic Series™ Chairs

#### Student Chair 18" Seat Height\*

18 $\frac{3}{4}$ "W x 21 $\frac{1}{2}$ "D x 30 $\frac{3}{8}$ "H  
9018 List: \$87

\*Seat Height refers to the distance between the floor and the bottom of the seat.



#### Student Chair 16" Seat Height\*

16 $\frac{3}{4}$ "W x 19 $\frac{1}{2}$ "D x 27"H  
SO9016 List: \$82

#### Student Chair 14" Seat Height\*

14 $\frac{7}{8}$ "W x 17 $\frac{1}{2}$ "D x 22 $\frac{3}{8}$ "H  
SO9014 List: \$73

#### Student Chair 12" Seat Height\*

14 $\frac{5}{8}$ "W x 15"D x 20 $\frac{3}{8}$ "H  
SO9012 List: \$73

#### Student Chair 10" Seat Height\*

14 $\frac{5}{8}$ "W x 15"D x 18 $\frac{3}{8}$ "H  
SO9010 List: \$71



**Chair Desk**  
Book rack and large desk surface  
24"W x 35 $\frac{3}{4}$ "D x 29 $\frac{1}{2}$ "H  
SO3400BR  
List: \$385

3400BR & 3700BR  
Available w/Chrome  
Frames Only.



**Tablet-Arm Chair Desk**  
Book rack and standard desk surface  
20"W x 31"D x 30 $\frac{1}{2}$ "H  
SO3700BR List: \$374



### Zuma®

**Zuma® Adj. Height Desk**  
26"W x 20"D x 22-32"H  
SOZADJ2026BOXM  
List: \$298




**Zuma® Chair Desk Combo**  
25 $\frac{3}{8}$ "W x 37 $\frac{1}{2}$ "D x 29 $\frac{1}{4}$ "H  
SOZCONBRM  
List: \$530

### Martest 21® Chair Desks

### Special Order - Colors & Frame Finishes Available:

#### Classic, Zuma & Metaphor Series - Soft Plastic Seat Colors:




#### 3000 Series Martest Hard Plastic Seat Colors: (See Page 142)

#### Frame Finishes:



#### Laminate Desk Top Finishes:



#### Hard Plastic Desk Top Colors:



### Metaphor Series

**Metaphor Chair/Desk Combo**  
High Pressure Laminate Top  
24"W x 33"D x 30"H  
SON9CORNBR  
List: \$327



SO = Special Order

Many other sizes, configurations and finishes are available. Contact your sales representative for details.

## Student Desks

Virco's selection of adjustable height student desks include two versions. Choose our lift-lid or open-front style, which ever suits your classroom needs. Both desks come with a tubular steel frame and high-pressure laminate tops. Also available in Martest hard plastic tops.

- |                                                                                                        |                                                                                                            |
|--------------------------------------------------------------------------------------------------------|------------------------------------------------------------------------------------------------------------|
| <b>(A) Lift-Lid Student Desk</b><br>With Metal Book Box<br>24"W x 18"D x 22"-30"H<br>SO751 List: \$279 | <b>(B) Open-Front Student Desk</b><br>With Plastic Book Box<br>24"W x 18"D x 22"-30"H<br>SO785 List: \$142 |
|--------------------------------------------------------------------------------------------------------|------------------------------------------------------------------------------------------------------------|

**Color/Finish Available:** Shown in Medium Oak writing surface with Char Black frame. Additional Finish/Color options available - Call Your Local Sales Representative for Details.

**Color Book Box Options for 785:** Blueberry, Cucumber, Green, Navy, Purple, Red, Squash, Apple, Wine, Chocolate & Graphite.



Legs adjust top height from 22" to 30" in one inch increments.

## Classic Series™ Chair Desks

Stout 11/8" tubular steel frame for strength. Your choice of two space-saving tablet arm models, or study top combos with larger work surfaces. Each model is equipped with a durable high-pressure laminate work surface and underseat steel rod bookrack.

- |                                                                                                                                  |                                                                                                                    |
|----------------------------------------------------------------------------------------------------------------------------------|--------------------------------------------------------------------------------------------------------------------|
| <b>(C) Tablet-Arm Chair Desk</b><br>Standard 24x15 Desk<br>Surface, Book Rack.<br>24"W x 33 1/2"D x 30"H<br>SO9700BR List: \$268 | <b>(D) Chair Desk</b><br>Large 24x18 Desk<br>Surface, Book Rack.<br>24"W x 33 1/2"D x 30"H<br>SO9400BR List: \$282 |
|----------------------------------------------------------------------------------------------------------------------------------|--------------------------------------------------------------------------------------------------------------------|

**Color/Finish Available:** Shown in Medium Oak writing surface with Navy Seat & Chrome frame. Additional Finish/Color options available - Call Your Local Sales Representative for Details.



## 4000 Series Activity Tables

Their design makes them at home in classrooms, training rooms, workrooms and mail rooms. What's more they're ideal for collaborative learning environments. Available in 25 sizes and shapes including the ones below.

MODEL #	RECTANGULAR TOP SIZES	MODEL #	MISC. TOP SIZES
---------	-----------------------	---------	-----------------

24" x 36" SO482436 List: \$207		42" Dia. Round SO4842R List: \$276	
24" x 48" SO482448 List: \$219		48" Dia. Round SO4848R List: \$338	
24" x 72" SO482472 List: \$304		60" Dia. Round SO4860R List: \$450	
30" x 48" SO483048 List: \$223		48" x 48" Square SO484848 List: \$338	
30" x 60" SO483060 List: \$282		48" x 72" Kidney SO48KID72 List: \$558	
30" x 72" SO483072 List: \$310		48" x 72" Trapezoid SO48TRAP60 List: \$323	
36" x 36" SO483636 List: \$231			
36" x 60" SO483660 List: \$314			
36" x 72" SO483672 List: \$327			



Sturdy 1 1/8" thick table tops. Table edges are cushioned with protective T-mold banding.


All items on this page available by Special Order.

### Finishes & Frames Available:

#### Laminate Finishes/Banding:



#### Upper Frame:



SO = Special Order

Standard tubular steel legs let you adjust top height from 22" to 30" in one inch increments.

Note: Lower Legs are Chrome.

Many other sizes, configurations and finishes are available. Contact your sales representative for details.





## Table Tops & Bases

Performance Table Tops are constructed using the highest quality thermally fused Melamine Laminates and edged with 3 mil PVC Tough Edge providing unparalleled durability and beauty.



3 mil PVC Tough Edge



### Available Finishes



\* Special Order

### Round Table Tops:

- |    |                         |            |
|----|-------------------------|------------|
| A. | PLT 36R - 36" Round Top | List \$161 |
| B. | PLT 42R - 42" Round Top | List \$235 |
| C. | PLT 48R - 48" Round Top | List \$263 |

### Table Bases:

- |    |                                                                         |                                             |
|----|-------------------------------------------------------------------------|---------------------------------------------|
| D. | PLTXBM 33 - 33" Spread<br>Fits 42" and 48" Round Tops                   | List \$148                                  |
| E. | PLTXBM 24 - 24" Spread<br>Fits 36" Round Tops                           | List \$142                                  |
| F. | PLTXBM 3341 - 33" Spread<br>Fits All Round Tops for<br>Cafe Style Table | List \$173                                  |
| G. | PLTLEG 24 - 20" Table Leg<br>For Flextables (See page 22)               | List \$120                                  |
| H. | PLTLEG 30 - 26" Table Leg<br>For Flextables (See page 22)               | List \$133                                  |
| I. | PLTCS Caster Set (See page 22)                                          | List \$9<br>(1 locking/1 standard for TLeg) |



## Folding Tables

Performance folding tables are constructed of high-density plastic. Lightweight but remarkably solid and durable. Steel rails underneath provide strength and plastic top will not chip or crack. Great for indoor or outdoor applications.



### Features

- Up to 50% lighter than standard tables
- Durable polyethylene top that resists chipping and cracking
- All-Weather construction for indoor or outdoor use
- Steel-reinforced channel supports length of table
- Fully assembled

### Folding Tables:

A.	48" W x 24" D x 29" H Model No. FBM2448	List \$107
B.	72" W x 18" D x 29" H Model No. FBM1872	List \$151
C.	60" W x 30" D x 29" H Model No. FBM3060	List \$136
D.	72" W x 30" D x 29" H Model No. FBM3072	List \$153
E.	96" W x 30" D x 29" H Model No. FBM3096	List \$223
F.	60" Diameter x 29" H Model No. FBM60R	List \$263
G.	48" Diameter x 29" H *Model No. FBM48R	List \$176

\* Special Order - minimum quantities may apply



**72" Table Truck**  
Model No. FTD3501  
List \$403

## PLE Laminate Bookcases

Features bold, thick tops with fluted edge detailing, commercial grade laminated shelving and matching finished solid back for heavy duty use. Ready to assemble. Greenguard Certified.



Available Finish

Cherry

See Pages 6 & 7 for matching PLE Products.



**48" High Bookcase**  
Model No. PLE355  
3 Adjustable Shelves  
31.5"W x 14"D x 48"H List \$297

**71" High Bookcase**  
Model No. PLE356  
4 Adjustable Shelves, 1 Fixed Shelf  
31.5"W x 14"D x 71"H List \$442

## Signature Veneer Bookcases


Genuine wood veneer bookcases with attractive fluted edge detail. The shelves are 1" thick and are adjustable on 1 1/4" centers. The back panel is finished and is securely screwed in place to add strength to the bookcase. Ready to assemble.

Available Finishes

Espresso

Cherry

See Pages 1 - 3 for matching PUV Products.



Distinctive fluted edge detail made from solid hardwood

Available  
Early 2011



**48" High Bookcase**  
Model No. PUV555  
3 Adjustable Shelves  
32"W x 14"D x 48"H List \$619

**71" High Bookcase**  
Model No. PUV556  
4 Adjustable Shelves, 1 Fixed Shelf  
32"W x 14"D x 71"H List \$898

## PL Laminate Bookcases

Features commercial grade laminated shelving and finished solid back for heavy duty use. Ready to assemble. Greenguard Certified.



Available Finishes

Mahogany

Honey

Cherry

Maple\*

Espresso

\*Maple not stocked in all locations please call for availability.

See Pages 8 - 15 for matching PL Products.



**Corner Bookcases**  
PL162 - 15"W x 66"H List \$306  
PL161 - 15"W x 36"H List \$201  
PL160 - 24"W x 29"H List \$275



**30" High Bookcase**  
Model No. PL154  
1 Adjustable Shelf  
32"W x 14"D x 30"H List \$161

**48" High Bookcase**  
Model No. PL155  
3 Adjustable Shelves  
32"W x 14"D x 48"H List \$235

**71" High Bookcase**  
Model No. PL156  
4 Adjustable Shelves, 1 Fixed Shelf  
32"W x 14"D x 71"H List \$325

Many other sizes, configurations and finishes are available. Contact your sales representative for details.



A

## Available Finishes



B

## Storage Cabinets

- Full height recessed door pull complements the contemporary styling.
- 2-point locking system for added security.
- Fully adjustable shelves on 2" centers with heavy clips engage welded embossed strips.
- Heavy gauge steel.
- Stocked in: Putty, Grey and Black.

- A. **72" Storage Cabinet**  
4 Adjustable shelves  
36" W x 18" D x 72" H  
Model No. PE72365C  
List \$545
- B. **40" Storage Cabinet**  
1 Adjustable shelf  
36" W x 18" D x 40" H  
Model No. PE40365C  
List \$401
- C. **Extra Shelf**  
Model No. ES3618  
List \$40

## Heavy Duty Muscle Racks

- Heavy duty construction
- Adjustable shelf heights
- Easy assembly
- Available in Black

- D. **36" Muscle Rack**  
36" W x 21" D x 72" H  
Model No. SP213672-4  
List \$241
- E. **48" Muscle Rack**  
48" W x 21" D x 72" H  
Model No. SP214872-4  
List \$282



D



E

## 8000 Series Lateral Files

Step up to the plate with the heavy hitting Performance 8000 series lateral files. Features include heavy gauge steel construction, premium hardware and a safety feature which prevents more than one drawer opening at a time. Lock and leveling glides are standard. Backed by the Performance limited lifetime guarantee.



### Features

- Mechanical innerlock inhibits more than one drawer from opening at a time
- Reinforced, heavy-gauge construction
- Full-width integral pulls
- ANSI / BIFMA approved
- Covered by Performance's limited lifetime warranty

### Available Finishes



#### 2 Drawer with Lock – 36"W

36"W x 19-1/2"D x 27-1/2" H

Model No. 8362 List \$656

#### 3 Drawer with Lock – 36"W

36"W x 19-1/2"D x 39-5/8" H

Model No. 8363 List \$935

#### 4 Drawer with Lock – 36"W

36"W x 19-1/2"D x 51-1/2" H

Model No. 8364 List \$1181

#### 5 Drawer with Lock – 36"W

36"W x 19-1/2"D x 63-1/2" H

Model No. 8365 List \$1635

#### 2 Drawer with Lock – 42"W

42"W x 19-1/2"D x 27-1/2" H

Model No. 8422 List \$771

#### 3 Drawer with Lock – 42"W

42"W x 19-1/2"D x 39-5/8" H

Model No. 8423 List \$1051

#### 4 Drawer with Lock – 42"W

42"W x 19-1/2"D x 51-1/2" H

Model No. 8424 List \$1345

#### 5 Drawer with Lock – 42"W

42"W x 19-1/2"D x 63-3/4" H

Model No. 8424 List \$1772

#### Optional Front-to-Back File Bars

Model No. 8000FB List \$11  
(sold individually)






## Premium Pedestals

- All drawers on easy rolling ball-bearing suspension
- Heavy gauge steel
- Locking drawers
- Attractive full pull handles
- Double wall fronts
- Full suspension file drawers
- Meets ANSI / BIFMA Specifications
- 15 year limited warranty

A. **File/File Pedestal**  
15"W x 22"D x 27 1/2"H  
Model No. PMPFF List \$348

B. **Box/Box/File**  
15"W x 22"D x 27 1/2"H  
Model No. PMPBBF List \$348

**Optional Casters**  
Model No. CASTERS List \$21



A  
Top Quality  
Full Extension  
Drawer Slides



B

### Available Finishes



### Available Finishes



\* Maple not stocked in all locations.  
Please call for availability



C

## PL Mobile Pedestals

- 3 mil PVC Tough Edge on all exposed edges
- Choice of 5 laminate finishes
- Top quality Steel Ball Bearing Drawer Slides
- Flared drawer pulls for an enhanced look
- Core removable locks
- Fits under most desks. Accommodates both letter and legal files.


C. **Locking Mobile File/File Pedestal**  
16"W x 22.5"D x 28.5"H  
Model No. PL149 List \$402

D. **Locking Mobile Box/Box/File Pedestal**  
16"W x 22.5"D x 28.5"H  
Model No. PL148 List \$402



D

### Edge Detail



3 mil PVC Tough Edge



Top Quality Drawer Slides

### Handle Options



Black - Standard

Nickel, standard on Espresso. Optional on all other finishes. List \$11 each



## Fire Resistant Insulated Files

Fire-resistant storage for records, customer files, certificates, tax documents and more. Ideal for both home and office.



### High Security Fire-Resistant Protection

for important business-critical files, insurance documents, medical records and other information.



**4 Drawer Lateral Fire-Resistant Files**  
Model No. 4L3610  
35.8"W x 20.4"D x 53.6"H  
Weight: 737 lbs  
List \$5754

**4 Drawer Vertical Fire-Resistant File**  
Model No. 4G2510  
19.6"W x 25"D x 53.6"H  
Weight: 522 lbs  
List \$2863

**4 Drawer Vertical Fire-Resistant Files**  
Model No. 4G3110  
19.6"W x 31"D x 53.6"H  
Weight: 623 lbs  
List \$3497

**2 Drawer Vertical Fire-Resistant Files**  
Model No. 2T2010  
20.4"W x 16.6"D x 27.6"H  
Weight: 229 lbs  
List \$1049



## Water and Fire-Resistant Insulated Files

Safeguards your information, business records and other irreplaceable contents against loss resulting from the ravages of fire and water.



**4 Drawer Water & Fire-Resistant File**  
Model No. 4G253131  
19.6"W x 25"D x 53.6"H  
Weight: 537 lbs  
List \$3145

**4 Drawer Vertical Water & Fire-Resistant File**  
Model No. 4T3131  
19.6" W x 31" D x 53.6" H  
Weight: 583 lbs  
List \$3833



## Protection Features



**Fire Protection** - UL Classified 1-hour proven fire protection



**Security** - High quality key lock secures all drawers



**Explosion** - UL Explosion rated



**File Impact** - UL impact rated to withstand the impact of a 30 ft. drop




**Water Protection** - ETL verified water-resistance

## Protect Your World with SentrySafe

1. Seamless Outer Wrapper
2. Insulated Interlocking Drawer Joints
3. Insulite™
4. Inner Steel Drawer Vaults
5. Cradle Suspension
6. Recessed Drawer Handle



- ETL Verified for Water-Resistance



## Fire-Resistant and Security Safes

Whether you're a home office operator, small business enterprise or value-conscious consumer, SentrySafe has a security safe designed for your specific needs.



**Combination Fire-Resistant Safe**  
Model No. OS3421  
16.3"W x 19.3"D x 17.8"H  
Weight: 86.3 lbs  
List \$356



**Commercial Fire Safe**  
Model No. S6770  
20.5"W x 22"D x 34.5"H  
Weight: 342 lbs  
List \$1491



**Security Safe**  
Model No. X105  
16.9"W x 14.6"D x 8.9"H  
Weight: 24 lbs  
List \$185



**Waterproof Fire File**  
Model No. H4100  
12" W x 9.5" D x 10.3" H  
Weight: 41 lbs  
List \$250

## Water and Fire-Resistant Protection

Ideal protection against fire and water damage. Protects vital information, important records and other valuables from catastrophic loss.



**Waterproof Fire Chest**  
Model No. QA0121  
9.1"W x 10.9"D x 9.8"H  
Weight: 21 lbs  
List \$250



**Water-Resistant Fire-Safe**  
Model No. OA5848  
18.6"W x 19.3"D x 23.8"H  
Weight: 183 lbs  
List \$691



A

## Complete Keyboard Systems

These complete systems feature our finest low profile mechanisms that allows the tray to swivel, tilt (positive 15° and negative 15°), change height and retract out of the way under the worksurface. Complete with a comfort wristrest and mouse surface that will attach to either side.

(A) EZ0021  
Deluxe Keyboard Tray w/Adjustable Mouse Surface and Padded Wristrest  
List: \$216

(B) EZ0021-SL  
Deluxe Keyboard Tray w/Adjustable Mouse Surface and Padded Wristrest with Extended Arm Mechanism. (Not Shown.)  
List: \$275



C



D

These deluxe pull-out keyboard systems extend on ball bearing suspensions.

(C) EZ0046  
Premium Extra Wide 28" Keyboard with Wristrest.  
List: \$120

(D) EZ0036  
Deluxe Keyboard Tray w/Reversible Mouse Surface and Wristrest.  
List: \$112

## Task Lights

You don't have to work in the dark. Add a task light to any hutch. Can be attached with screws to laminate or wood and comes with magnet for attaching to metal. Available in 24" and 48" widths.



**Task Lights**  
Model No. PLT24 - 24"W  
List \$90  
Model No. PLT48 - 48"W  
List \$118



**CDR1 Center Drawer**  
(21 1/4"W x 16 1/2"D)  
List: \$68

## Center Drawer

This functional center drawer is a useful addition to any workstation. Features include ball-bearing suspensions, built in pencil tray and low profile design. Attaches to any worksurface.

## Flat Panel Monitor Arms

Free up some desk space and position your monitor so that your neck and shoulders will be comfortable throughout the day. The compact design of these heavy duty arms provide maximum side to side and in and out movement of your monitor. All models have a 22 lb. load capacity and are exceptionally well priced.



**Flat Panel Monitor Arm**  
Model No. EZ00276-B  
Contemporary styling with an 18" reach. Fits into most grommet holes Stocked in platinum finish. List \$225



**Flat Panel Monitor Arm**  
Model No. EZ00276-C  
Contemporary styling with an 18" reach. Clamps to most work surfaces. Stocked in platinum finish. List \$225





Increase your *green* footprint.



### We proudly offer Performance Greenguard Certified Products

Performance Greenguard Certified Products undergo extensive testing in order to carry the Greenguard Institute's certification; Your assurance of an environmentally friendly and safe workplace. For more information visit [www.Greenguard.org](http://www.Greenguard.org) or ask one of our sales professionals



# Performance Art.



## Introducing the ioo Edge Series

Where style meets function. Uncompromising design with sleek styling and state of the art ergonomics make the Edge Series a striking addition to your office. Indulge your senses with the new ioo Edge Series, because you've earned it.